



## PILOT STUDY OF HUMAN PHYSIOLOGIC RESPONSES TO ELECTRIC MAGNETIC FIELDS AND THE BIOELECTRIC SHIELD

Charles W. Brown, DC, DABCN

**ABSTRACT:** Preliminary computerized muscle testing was performed to objectively evaluate a physiologic response on the human body while in an electromagnetic field and then using the BioElectric Shield while still in the presence of that field.

**METHODS:** Five subjects were tested using the Compufet Computerized Muscle Testing System. A trial test was done to familiarize each subject with the testing procedures. An initial reading was taken to determine each subjects' baseline strength of their flexor digitorum superficialis muscle. A cellular telephone was turned on and held next to their head. A second reading was taken. Then a BioElectric Shield was placed around their neck for five minutes and the muscle was re-tested.

**DISCUSSION:** Three subjects showed a decrease in muscle strength when the cellular phone was put to their head. Two showed an increase in muscle strength with the phone. All showed an increase in muscle strength after wearing a Shield for five minutes.

Because the body muscular is stimulated by electrical impulses from the nervous system, an expected phenomena was observed. It is conjectured that this phenomena is produced by increased activity within the acupuncture system (caused by the electrical field activity of the phone). My initial theory that prolonged use of any electromagnetic devise will eventually produce a physical stress on the body is supported by this initial research.

**RESULTS:** From this preliminary testing it is clear that wearing a Shield even for only a short time leads to an increase in muscle strength.

The five graphs of the muscle strength force curves are included. Each test is labeled 1,2, or 3 for the three tests that were performed.

Over the rest of September I will be conducting additional testing using more test subjects with the BioElectric Shield to get a better statistical picture of what effect it has on human function.

COMPUFET™ MAGNIFIED FORCE CURVE REPORT

NAME: Carolyn

S.S.N.: 544-56-2669

SEX: F

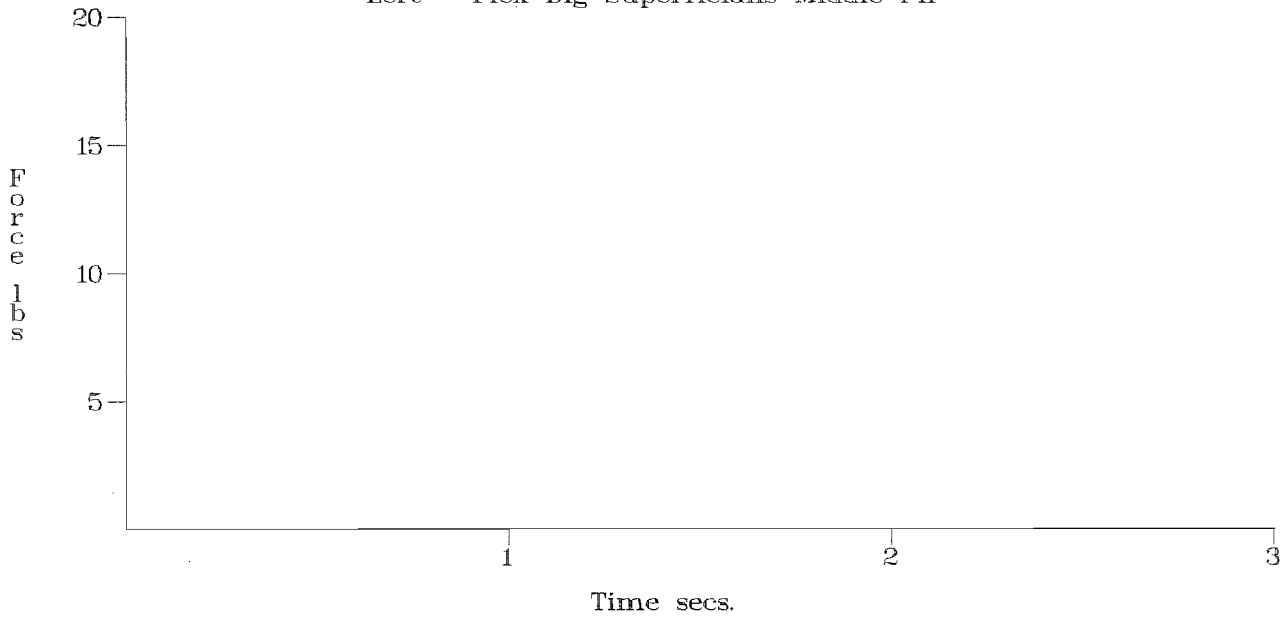
AGE: 44

HEIGHT: 66

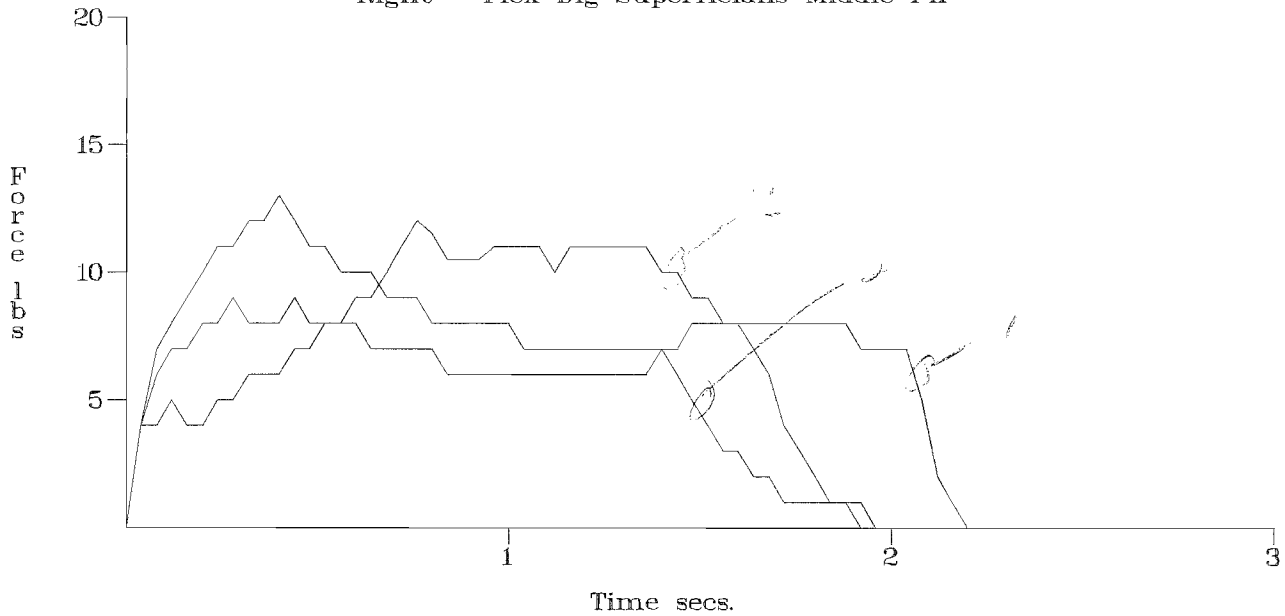
WEIGHT: 200

TEST DATE: 9/4/96

Left - Flex Dig Superficialis-Middle PIP



Right - Flex Dig Superficialis-Middle PIP



EVALUATOR

Report Date: 09/04/96

*Clara Brown R. S. ABCN*  
Dr. Brown

COMPUFET™ MAGNIFIED FORCE CURVE REPORT

NAME: Jack

S.S.N.: 266-54-2665

SEX: M

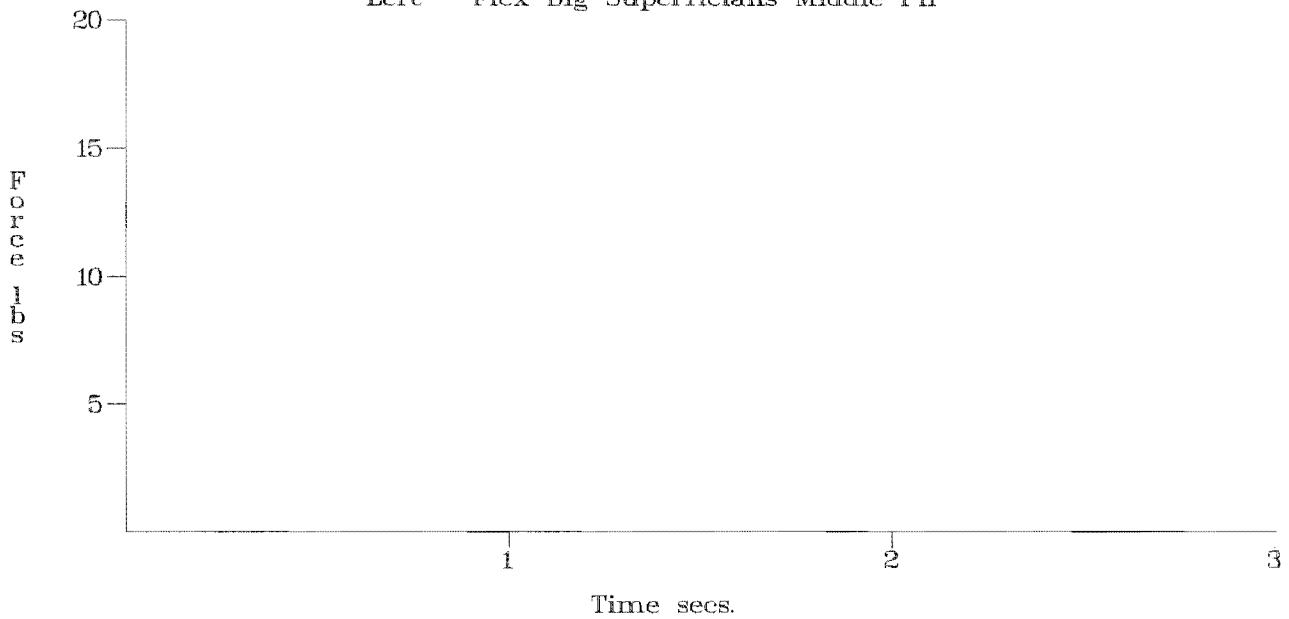
AGE: 50

HEIGHT: 71

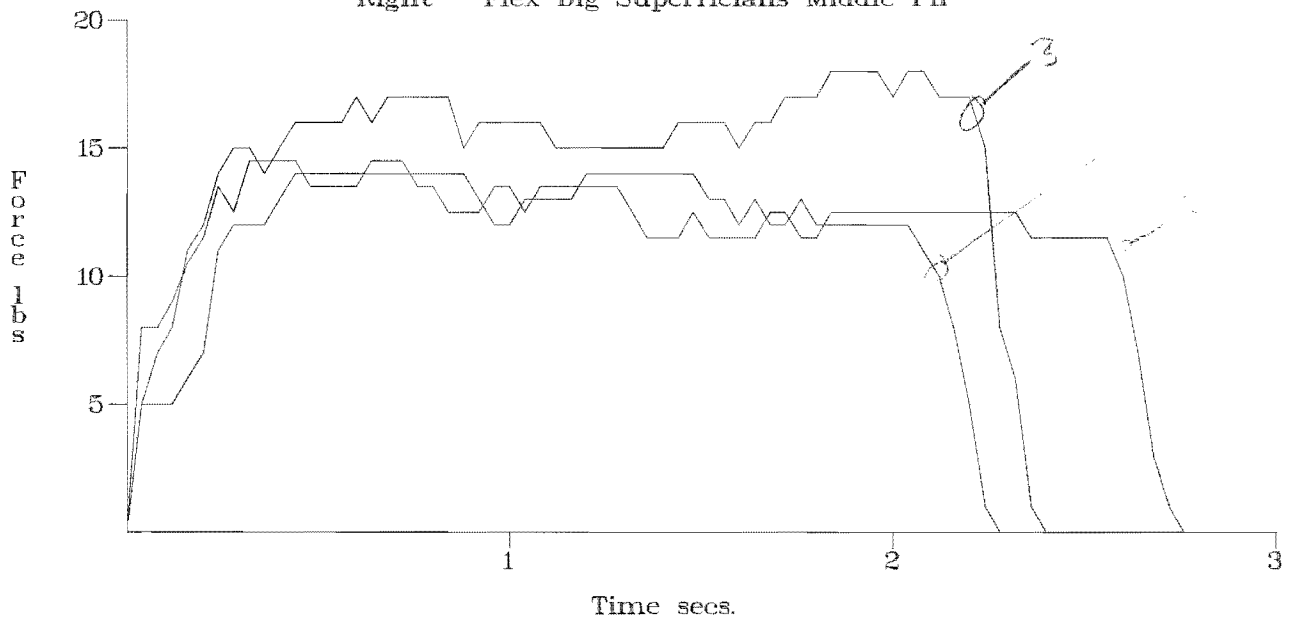
WEIGHT: 203

TEST DATE: 9/2/96

Left - Flex Dig Superficialis-Middle PIP



Right - Flex Dig Superficialis-Middle PIP



EVALUATOR

Report Date: 09/04/96

*Charles Brown Jr*

COMPUFET™ MAGNIFIED FORCE CURVE REPORT

NAME: Jennifer

SSN: 529-76-3428

SEX: F

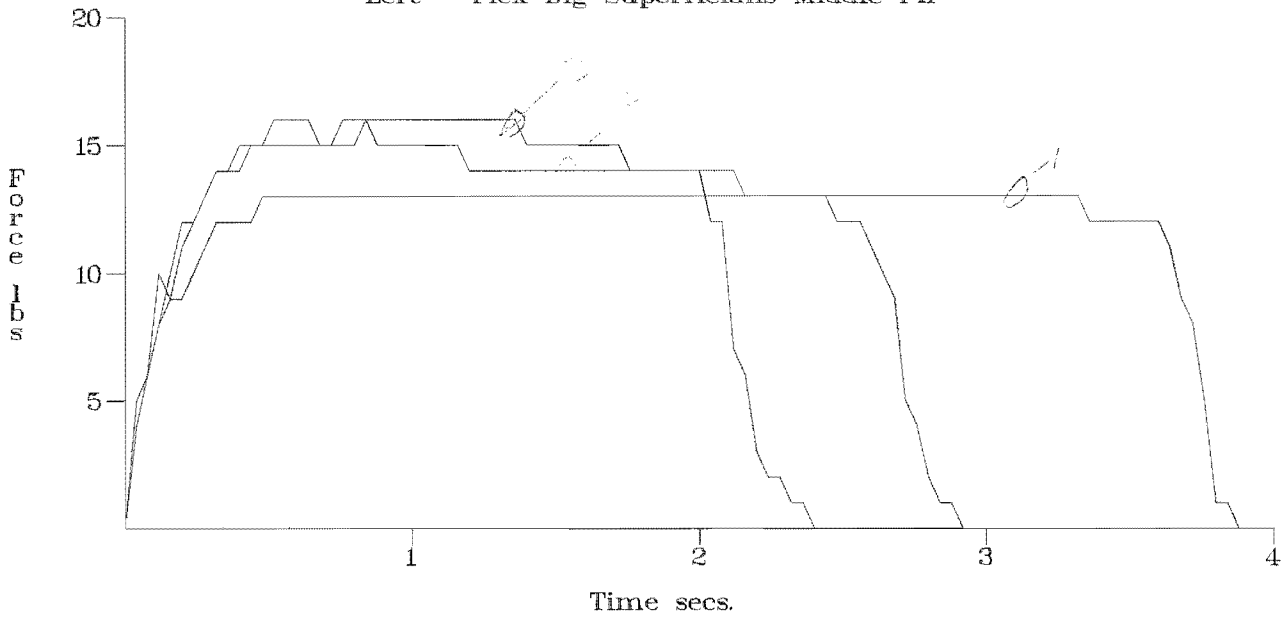
AGE: 49

HEIGHT: 66

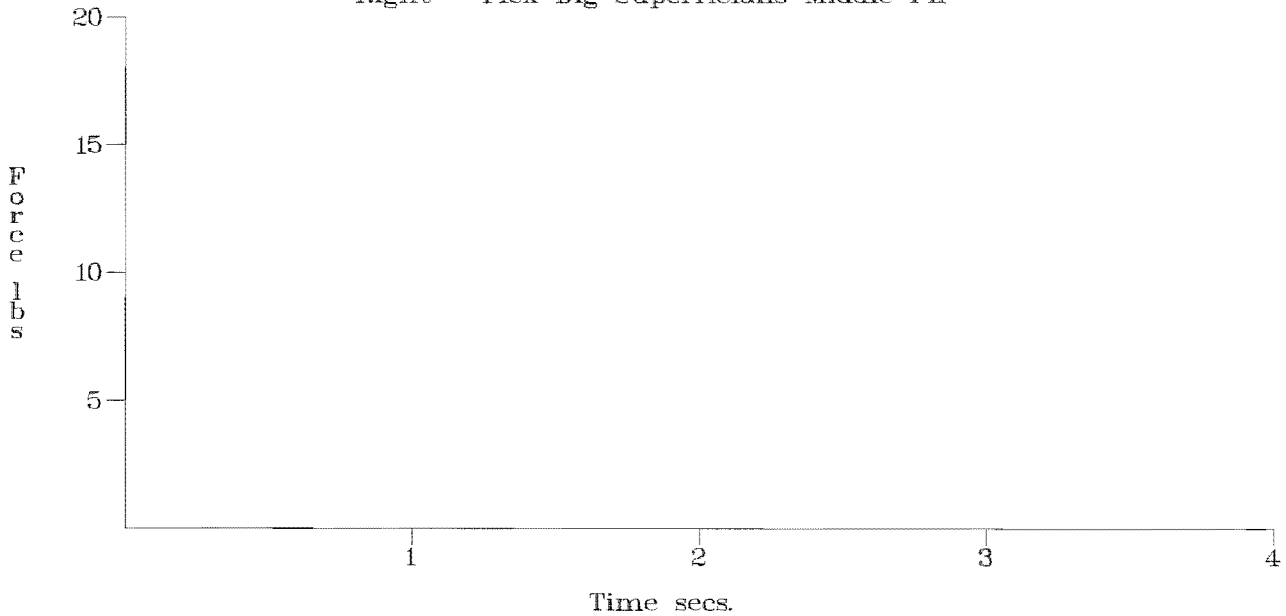
WEIGHT: 155

TEST DATE: 9/4/96

Left - Flex Dig Superficialis-Middle PIP



Right - Flex Dig Superficialis-Middle PIP



EVALUATOR

Report Date: 09/04/96

*Charles Brown DC*  
Dr. Brown

COMPUFET™ MAGNIFIED FORCE CURVE REPORT

NAME: Ingrid B

S.S.N.: 390-48-1352

SEX: F

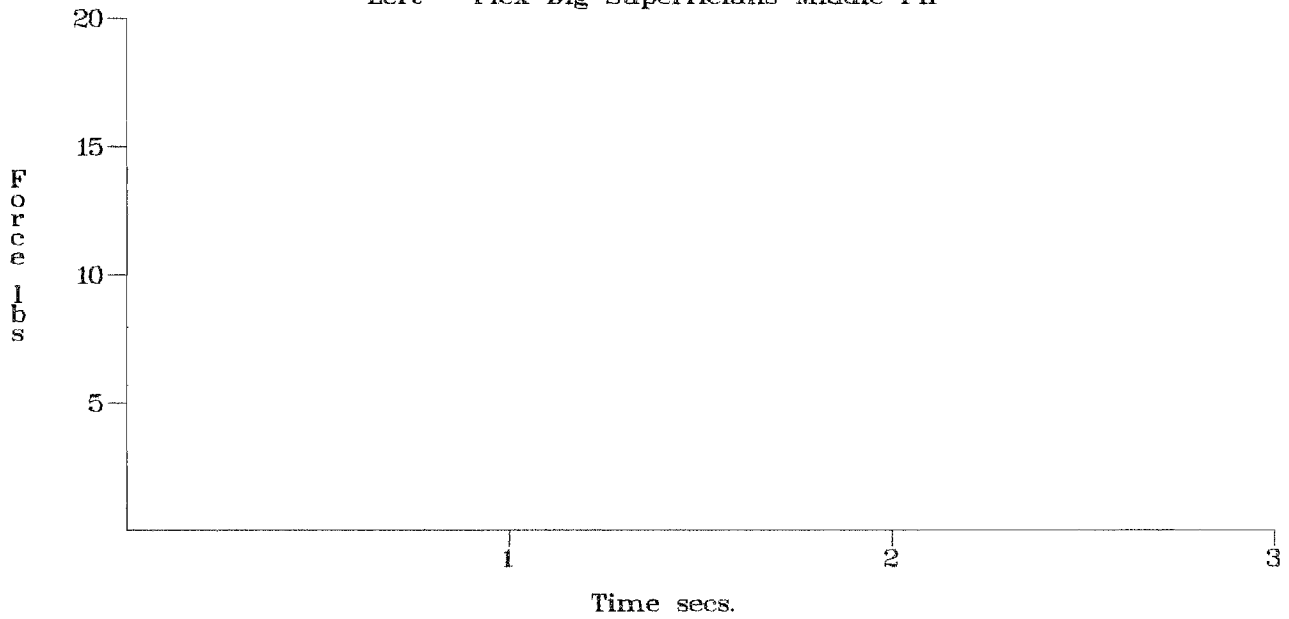
AGE: 38

HEIGHT: 64

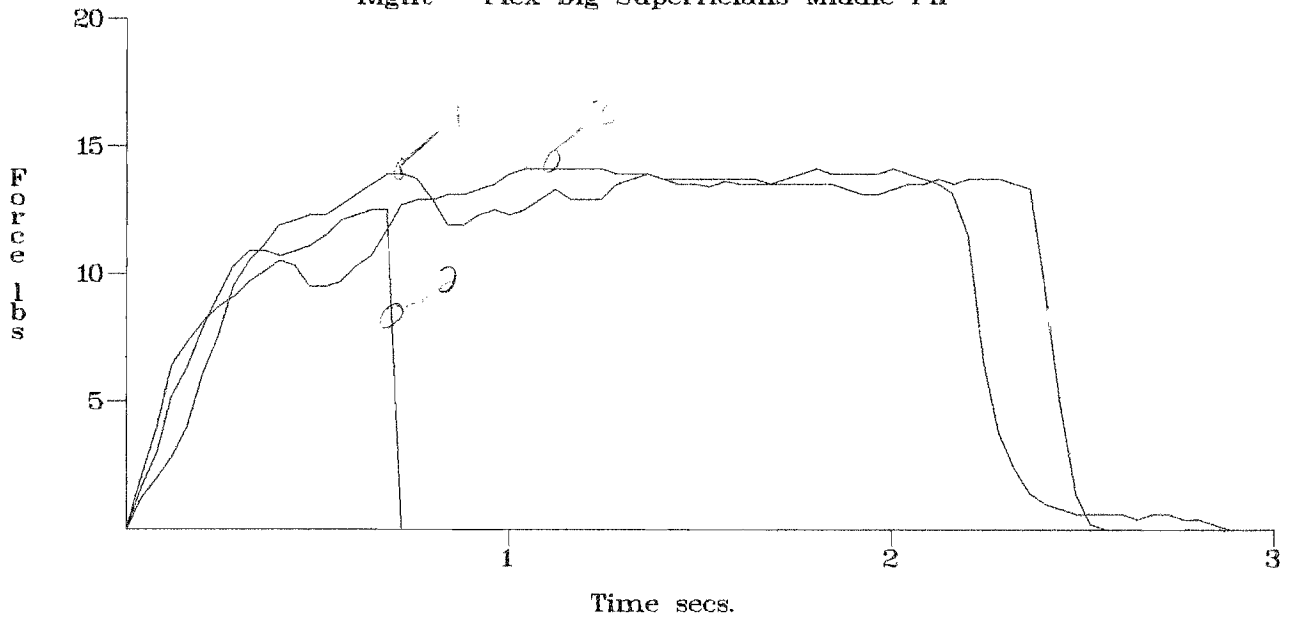
WEIGHT: 110

TEST DATE: 9/4/96

Left - Flex Dig Superficialis-Middle PIP



Right - Flex Dig Superficialis-Middle PIP



EVALUATOR

Report Date: 09/04/96

*Charles Brown Jr*  
Dr. Brown

COMPUFET™ MAGNIFIED FORCE CURVE REPORT

NAME: Penny

S.S.N.: 636-12-7321

SEX: F


AGE: 56

HEIGHT: 68


WEIGHT: 180

TEST DATE: 9/4/96

Left - Flex Dig Superficialis-Middle PIP



Right - Flex Dig Superficialis-Middle PIP



EVALUATOR

Report Date: 09/04/96

*Charles Brown*  
Dr. Brown